














# ENVIRONMENTAL PERFORMANCE 2024-2025



ANDAMON  
**Cannacia**  
RESORT & SPA

Characteristic	2024-2025
 <b>Total Energy Consumption</b>	1,067,463.88 kWh
 <b>Average Energy per Guest</b>	17.74 kWh
 <b>Total CO2e (Energy)</b>	617,109.21 kg CO2e
 <b>Average CO2e (Energy) per Guest</b>	10.25 kg CO2e
 <b>Total Water Consumption</b>	24,930 m3
 <b>Average Water per Guest</b>	0.41 m3
 <b>Total CO2e (Water)</b>	3,714.56 kg CO2e
 <b>Average CO2e (Water) per Guest</b>	0.06 kg CO2e
 <b>Total Solid Waste</b>	13,022 kg
 <b>Average Solid Waste per Guest</b>	0.21 kg
 <b>Total CO2e (Waste)</b>	186.39 kg CO2e
 <b>Average CO2e (Waste) per Guest</b>	0.003 kg CO2e
 <b>Total Emissions</b>	621,010.16 kg CO2e
 <b>Average Total Emissions per Guest</b>	10.32 kg CO2e